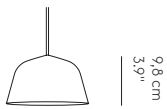


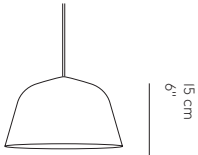


# AMBIT PENDANT LAMP – US VERSION

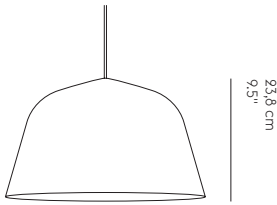
**TAF STUDIO ON THE DESIGN** “What defines our attraction to shapes? With the Ambit Pendant Lamp, we wanted to explore form and proportions in a thorough and meticulous way. We discovered a unique dynamic between linear and rounded shapes that gives the lamp its unique outline, making the Ambit Pendant Lamp a timeless design that you'll never grow tired of while its handspun aluminum material and contrasting white inner makes for an elegant touch.”



Ø 16,5 cm /  
6.6"



Ø 25 cm  
9.75"



Ø 40 cm  
15.75"

## CEILING CAP



Ø 11 cm / 4.25"

## Ø40 & Ø25



White



Black



Grey



Dusty  
Green



Taupe



Rose

## Ø16,5



White



Black



Grey



Dusty  
Green



Taupe

## DESIGNED BY / YEAR OF DESIGN

TAF Studio / 2015

## ABOUT THE DESIGNER

TAF Studio is a Stockholm-based design and architecture studio making international headlines within product and interior design.

## CATEGORY

Pendant lamp

## ENVIRONMENT

Indoor

## DESCRIPTION

Embodying the values of Scandinavian design, the Ambit Pendant Lamp is as timeless as it is contemporary. Made of hand-spun aluminum that has been hand-painted, the Ambit Pendant Lamp has a white interior to heighten contrasts of its outside shade and enhance the light omitted.

## PRODUCTION PROCESS

Made from old brazier traditions, the lamp shade is press spun by hand. Hereafter, the lamp shade is polished and painted by hand.

## MATERIAL

Aluminum lamp shade and rubber cord.

## CORD LENGTH

400 cm / 157.5"

## BULB INCLUDED

No

## CEILING CAP INCLUDED

Yes - White

## DIMMABLE FUNCTION

Yes, if dimmable bulb is used.

## CLEANING AND CARE

Clean the lamp with a soft dry cloth. Always switch off the electricity before cleaning.

**MUUTO**

MUUTO A/S – ØSTERGADE 36-38 – DK-1100 COPENHAGEN – E-MAIL: CUSTOMERCARE@MUUTO.COM



# AMBIT PENDANT LAMP – US VERSION

## GENERAL STANDARDS & CERTIFICATES

Conforms to UL STD. I598  
Certified to CSA STD. C22.2 NO.250.0



## LAMP RATING Ø40

Voltage	120V
Frequency	60Hz
IP Rating	IP20
Socket	1 x E26
	Max. 60W; incandescent lamp; Type A
	Max. 13W; self-ballasted; CFL
	Max. 11W; self-ballasted LED lamp

## BULB RECOMMENDATION Ø40

Lamp base	E26
Dimensions	Ø60 X 110 mm
Light source shape	A60
Max wattage	See rating
Light source type	Halogen / LED

## LAMP RATING Ø25

Voltage	120V
Frequency	60Hz
IP Rating	IP20
Socket	1 x E12
	Max. 60W; incandescent lamp; Type G
	Max. 13W; self-ballasted; CFL
	Max. 11W; self-ballasted LED lamp

## BULB RECOMMENDATION Ø25

Lamp base	E12
Dimensions	Ø45 X 85 mm
Light source shape	P45
Max wattage	See rating
Light source type	Halogen / LED

## LAMP RATING Ø16.5

Voltage	120V
Frequency	60Hz
IP Rating	IP20
Socket	1 x GX53
	Max. 12W; self-ballasted LED bulb

## BULB RECOMMENDATION Ø16.5

Lamp base	GX53
Dimensions	Ø74 X 30 mm
Light source shape	Disc
Max wattage	See rating
Light source type	LED